



Welcome to Conestoga Valley High School!

Here is some valuable information about our school and its culture that will help your transition into the high school!

We hope you **get involved, build friendships, learn a ton, and find your passion** here at **CVHS**. We hope to **make your transition to CVHS a smooth and successful one.**

School Hours and Schedules:

Regular Day 7:40 a.m. to 2:45 p.m.

FLEX Days 7:40 a.m. to 2:45 p.m. (Classes are shortened and there is an extra class period at the end of the day to meet with teachers.)

Early dismissal days 7:40 a.m. to 12:35 p.m.

2-hour Delay (bad weather) 9:40 a.m. to 2:45 p.m.

Student Portal Information: grades, schedule, report cards

Step 1: Go to the district website and click on the “For Students” tab.



Step 2: Click on the “Community Portal for students” link.

CV Student Resources

Below are links to resources used by CV students. Hover over each link for username/password information. Unless otherwise noted, the username a student's Windows login.

- Hoonuit (formerly Atomic Learning)
- BrainPop*
- Career Cruising*
- Community Portal for Students*
- CV Blog Sites
- CV CARES Recognition Form
- Library Catalog
- Mental Health Resources
- MobyMax - Brownstown
- MobyMax - Fritz
- MobyMax - Leola
- MobyMax - Middle School

Step 3: Log In!



Username: _____

Password: _____

Pin: _____

Step 4: Once you're in, you can access your **schedule**, your **grades**, your **attendance** record, your **report card**, your **fees**, and so much more!



Frequently Asked Questions

Where do I go to fill out a theft/incident/bullying report? Go to the main office and ask to see one of the assistant principals.

I am withdrawing my son/daughter. What do I do? Please come into the HS Guidance office to complete a withdrawal form. The computer must be returned on the student's last day. Fines/obligations must be paid before student records are sent to new school.

I need to enroll my son/daughter. What do I do? Please contact Central Enrollment in the District Office, 717-397-2421 ext. 0012 or visit our [registration page](#).

Why won't my computer print? Always make sure you are connected to 'CV Secure' and not 'CV Guest.' Computers will only print from CV Guest if they are "hardwired". Still having trouble? Visit the tech team located in the library.

Why does my computer connect to CV Guest instead of CV Secure? Because G comes before S. When connected to CV Guest, right click; go into properties, connection tab, un-check box for "Connect Automatically when in range." CV Secure will then connect.

Why does it say I have to have a username and password when trying to update already existing programs? Ex: MovieMaker Please visit the tech team in the library for the needed information.

Why won't my computer charge correctly? One of three reasons: 1: The plug was not in correctly (always look for the green light) 2: The battery is not seated correctly 3: The power strip you were using was not on.

Why is my student drive not on my computer? On CV Guest, right click; go into properties, connection tab, un-check box for "Connect Automatically when in range." CV Secure will then connect. Restart your computer and it should be there. In some instances, it may need to be "hardwired".

If a student is 18, can he sign his own excuse cards? No, a parent/guardian must sign excuse cards while the student is at CVHS.

What do I need to do for my student to leave early from school for an appointment? Fill out an excuse card and send it the morning of the appointment with your student. Have your student report to the main entrance window before school starts at 7:40 am. The student will hand in the parent note and receive a pass to leave their classroom at designated appointment time. The student will report to attendance window and hand the pass in before leaving school.

My family is taking a trip during the school year and my student is missing part of a day, all day or multiple days, what do I need to do? Students are permitted up to 5 travel/family emergency days per year at the discretion of the administration. Parents need to complete the front section of an educational travel form and sign it. Students need to have the teachers of the classes that they are missing sign the back and the form gets turned into the attendance office prior to student missing part of a day, all day or multiple days.

I owe a lab fee for my class, where do I pay? Please pay Mrs. Glick in the main office between the hours of 8 a.m. and 2:30 p.m. She will sign your pass back to class. Online option→ <https://www.k12paymentcenter.com/default.aspx>

I got a letter in the mail stating I have a fine, where can I pay? Please see Mrs. Glick in the main office between the hours of 8 a.m. and 2:30 p.m. Fines must be paid in order to participate in extracurricular activities.

Can I use a credit card to pay for my child's lunches? Yes. Please go <https://www.k12paymentcenter.com/default.aspx> to pay for your child's lunch online with a credit card. You will then be able to register. You will need your child's school I.D. number. The cost is \$1.95 each time you make a payment.

What time does the bus come on a 2-hour delay? Two hours later than it normally comes (and, yes, we get this phone call every time we have a delay).

CVHS Athletics

(Join one of our awesome teams!)

1. Cross Country
 2. Football
 3. Golf
 4. Soccer
 5. Basketball
 6. Rec Basketball
 7. Wrestling
 8. Rifle Team
 9. Swimming
 10. Baseball
 11. Volleyball
 12. Track and Field
 13. Lacrosse
 14. Tennis
 15. Marching Band
 16. Color Guard
 17. Bowling
 18. Cheerleading
-

Extracurricular Activities/Clubs

(This list is not comprehensive! Many more opportunities are out there!)

- Student Council
 - Technology Student Association (TSA)
 - SADD
 - GSA
 - Drama and Musical
 - Law Enforcement Club
 - Quiz Bowl
 - Mock Trials
 - Model UN
 - FBLA
 - NHS- National Honor Society
 - NAHS- National Art Honor Society
 - Valley Voice
 - Literary Magazine
 - Tech Team
 - Other music programs (competition marching band, jazz band, indoor guard, and Tri-M Honor Society)
 - CVG- ESPORTS
 - Fishing Club
 - IMPACT
 - Mu Alpha Theta: Math Honor Society
 - SNHS- Science National Honor Society
 - Student Health Council
 - Rifle Team
 - Science Olympiad
 - Tech Team
 - Yearbook
 - FCA
 - TV Studio
 - CV Mentors
 - Link Crew
 - FOCUS
 - Valley Heat
-

Cafeteria procedures:

Lunch

Regular. Lunch-\$2.65

Salad- \$3.15

Cold Sandwich Combo- \$3.15

Hot Sandwich Combo- \$3.50

Reduced Lunch Cost- \$.40

Breakfast- \$1.30

Reduced Breakfast Cost- \$.30

Hot platter- Entrée, hot vegetables, fruit, cold vegetables and choice of milk

Salad Combo- Premade salad w/roll, fruit and choice of milk

Hot Combo- Hot sandwich, fruit and vegetable bar, choice of milk

Buckskin Box- Choice of box, fruit and vegetable bar, choice of milk

Cold Combo- Assorted cold sandwiches, fruit and vegetable bar, choice of milk

Lunch Periods- There are 4 lunch periods, A-D. Your lunch period is determined by your 4th block teachers' lunch.

Cafeteria- To purchase food enter through the large doors from the hallway. You will exit into the seating area after purchasing food at registers. If not purchasing food, students can enter through the middle doors and find a seat.

What if I have diet restrictions? There are a variety of vegetarian options in the cafeteria. No documentation is required to substitute a non-meat option.

How do I apply for free lunch? Applications for free & reduced lunch are annual and must be renewed every year. **Applications can be completed at** <https://www.schoolcafe.com/>.

How do I access my lunch account? Lunch payments can be made on [K12Payment Center](#) or a check can be placed in box located outside of cafeteria. Parents can access account using the student 7-digit ID number.

School Rules and Policies:

Here are some **BIG School Rules that MUST** be followed when attending Conestoga Valley High School.

- Any inappropriate language including racist, homophobic and other belittling words such as "retard" in any language will result in an office referral (write up) with the school principals, Mr. Thornton, Dr. Fox and Mrs. Metzinger.
- All Safety Rules must be followed on the **Bus and Bus Stop**, this includes remaining seated, facing forward, keeping all body parts inside of the bus at all times. Students must also speak with an appropriate volume. Bullying and inappropriate speech in any language is not tolerated and will result in an office referral with the school principals, Mr. Thornton, Dr. Fox and Mrs. Metzinger.
- Students must arrive **on time** to class. There are 4 minutes between each class for students to use the bathroom, go to locker, or get a drink. Tardy to class will result in an office referral. Three tardies to class results in lunch detention.
- A goal here at Conestoga Valley High School is to help all students become respectful of the multitudes of cultures and people that they'll interact with on a daily basis within the school day. All students are **EXPECTED** to speak to adults within the school building in an appropriate tone and volume that is respectful.
 - **Appropriate** means just right for a particular person, purpose or activity. No curse words.
 - **Volume** means the degree of loudness of the sound
 - **Tone** means the way of speaking that conveys a feeling. For example, a happy tone sounds different than an angry tone.

Attendance:

- Students must arrive to school before 7:40. Arriving to class after 7:40 will result in a tardy to school.
- Students who are absent must turn in a signed note to the attendance office, located in the main lobby, or their attendance will be marked as **unexcused**. Students have 3 days to turn in a note, after that time **NO** notes will be accepted.
 - A first notice letter will be sent home at 3 absences
 - At 6 days absent you are considered Habitually Truant
 - A SAIP (student attendance improvement plan) will be written at **5 unexcused days absent**
 - After **5 unexcused days** the student and parent can be cited for not follow attendance polices
 - Students are permitted to have **15 EXCUSED absences** every school year.
 - Family Trips require a written parent request and prior approval. Students should pick up a BLUE travel form, collect signatures from teachers and parents, then hand into the attendance office.

Parent Drop Off and Pick up:









- **Parent drop-off** in the morning is located on the side of the building which faces the middle school. Doors are open by 7:00 a.m.
- **Parent Pick-up** is located in the front of the building at the Main entrance. Pick-up time is 2:45 p.m.

Student Guide to the CVSD Dress Code Policy

Purpose:

In follow-up to the revisions to the district dress code as approved by the CV School Board, we are providing a more detailed guide to a number of the statements within the policy. The statements included in this guide are described in further detail and may include examples or pictures of clothing items that are appropriate for school as defined in the policy. If any questions related to the policy remain, feel free to call the main office at your school for further details and clarification.

*This guide is not meant to be all-inclusive, but rather provide further description and some examples in each category of the student dress code policy.

<u>CV Dress Code Policy Statement</u>	<u>Description</u>
<p>1. Hats, hoods and sunglasses may not be worn during the school day. Any headwear worn must have a necessary function and be approved in advance by administration.</p> <p style="text-align: center;">Acceptable:</p> <div style="display: flex; justify-content: space-around;">   </div>	<p>Headwear and sunglasses prevent easy visual identification of every individual in the school building, and therefore are prohibited unless approved by an administrator. This includes any type of hat, hood, beanie, handkerchief, do-rag, or similar item worn on the head, and applies to all students – both male and female.</p> <p style="text-align: center;">Unacceptable:</p> <div style="display: flex; justify-content: space-around;">   </div>
<p>2. The length and style of hair (both facial and head) and jewelry shall be limited if it constitutes a health or safety hazard or if it is harmful to the building or equipment. In both cases, the student may be required to wear some type of protective covering or remove jewelry.</p>	<p>This statement applies mainly to specific classes where such things may present a danger, such as in a metal or wood technology lab, or in culinary courses where sanitary conditions are expected.</p>
<p>3. No exposed midriffs will be permitted. Shirts must cover the midriff on all sides.</p> <p style="text-align: center;">Acceptable:</p> <div style="display: flex; justify-content: space-around;">   </div>	<p>Shirts and tops should be long enough to cover a student's midriff on all sides, and to cover any undergarments.</p> <p style="text-align: center;">Unacceptable:</p> <div style="display: flex; justify-content: space-around;">   </div>

4. No exposed cleavage will be permitted.

Acceptable:




All shirts and tops should cover the chest. Open-neck or v-neck tops are permitted if no cleavage is exposed and the shirt meets other dress code guidelines.

Unacceptable:



5. Straps such as those found on tank tops, muscle shirts, halter tops, tube tops and/or spaghetti strap tops are not permitted. Tops that expose the back or parts of undergarments, including racerback tops or similar articles, are not permitted.

Acceptable:



Tops must cover the top of the shoulder, back, and chest.

Unacceptable:




6. All clothing must conceal undergarments. Shirts that reveal undergarments, whether due to the transparency, length, or lack of coverage of the shirt are not permitted. Pants must be worn at the waist and completely cover the buttocks area. Pants may not be worn in such a way as to expose underwear or skin around the midsection.

Acceptable:



Clothing must completely cover undergarments including bras and bra straps, boxers, and underwear.

Unacceptable:



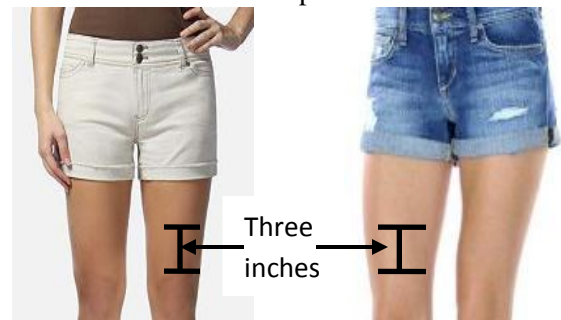
7. The bottom hem or edge of shorts, skirts and dresses may be no shorter than three inches above the top of the knee when standing.

Acceptable:



Three inches above the knee means that these items will be at least as long as, if not longer than, a student's fingertips if standing with arms relaxed at the side. Shorts, skirts, and dresses may not have slits or other alterations shorter than stated here.

Unacceptable:



8. Any article of clothing with a printed message, word, or phrase may not contain profanity, obscenity, or the promotion of any illegal activity or violence. Likewise, any article of clothing with a picture or graphic may not be obscene or promote any illegal activity or violence. Any article of clothing that is deemed inappropriate, offensive or a distraction to the educational environment by a staff member will be required to be changed.

This statement is self-explanatory. Printed messages or images on clothing may not display any language, image, or suggestion of promotion of illegal activity. Administrators will require a student to change their clothing if it is called into question.

9. No coats or outdoor jackets may be worn in the building unless approved in advance by administration.

These items should be stored in lockers throughout the day. Teachers may make exceptions as necessary due to temperature changes in classrooms.

10. Skintight and close-fitting clothing is not permitted. Leggings, yoga pants, or similar tight pants worn alone are not permitted. Wearing leggings under shorts, skirts, or dresses is permitted if these items are the proper length.

Acceptable:



Tight and form-fitting clothing is not appropriate for school. Students wearing the items listed here will be required to change before returning to class. This does not include loose-fitting sweatpants or skinny jeans unless worn in a way that violates another part of the policy.

Unacceptable:



11. Tights may be worn as long as a shirt, shorts or other clothing garment is also worn and meets the dress code requirement of being within three inches of the top of the knee.

Acceptable:



Three inches

Tights are not acceptable if they are worn by themselves or are worn with other clothing that does not meet the dress code requirement of being within three inches of the top of the knee.

Unacceptable:



Three inches

12. No pajamas or sleepwear may be worn.



This is a self-explanatory statement and applies to pajama pants, slippers, or other clothing categorized as sleepwear.

13. The length and style of accessories shall be limited if they constitute a health or safety hazard or if they are harmful to the building or equipment. In both cases, the student may be required to remove the accessory.

This may include but is not limited to chains, straps, spikes, necklaces, other jewelry or similar items. Such items should be left at home or stored in a locker.

14. Footwear must be worn. Safety considerations may dictate the type of footwear worn in specific classes or school settings.

Shoes or other footwear must be worn at all times. It is not appropriate, nor safe to walk barefoot in or around the school. Certain classes may require specific types of footwear to be worn (i.e. boots or closed-toed shoes).

15. All clothing must be free of holes, cuts, tears and/or rips that expose undergarments or skin. Torn and tattered clothing is not permissible.

This statement is self-explanatory. Students should avoid wearing this type of clothing unless it is limited to minor wear and tear.

Acceptable:



Unacceptable:

